

NCDA&CS, Veterinary Division, Animal Welfare Section

## **Spay/Neuter Program Legislative Report, Calendar Year-2011**

---

Prepared By: Penny Page

2/29/2012

## Spay/Neuter Program Legislative Report, Calendar Year-2011

### Revenues

Revenues accrued for the Spay/Neuter Program in Calendar Year 2011 came from 3 sources, unrealized receipts from the NCDA&CS Food and Drug Division, a portion of the sale of Animal Lover "I Care" license plates from NC DMV, and fundraising via the sale of program tote bags by the Spay/Neuter Program at the 2011 NC State Fair. The actual amounts are as follows:

DMV	\$122,390.00
Food & Drug	\$400,000.00
Totes	\$1,187.78
<b>Total:</b>	<b>\$523,577.78</b>

Please refer to the chart labeled *Spay/Neuter Revenues in 2011* for a breakdown and comparison of these revenue sources from January 1, 2011 through December 31, 2011.

### Revenues From DMV

#### G.S. 19A-62. **Spay/Neuter Account Established.**

(a) Creation-The Spay/Neuter Account is established as a nonreverting special revenue account in the Department of Agriculture and Consumer Services. The account consists of the following:

(2) Twenty dollars (\$20) of the additional fee imposed by G.S. 20-79.7 for an Animal Lovers special license plate.

The following transfers from DMV, for the period of this report, regarding the Animal Lovers license plates are as follows:

#### **DATE: 07 21 11**

TOTAL AMOUNT: 34,210.00      TRANSFER TYPE: 1

EXPLANATION OF TRANSFER:

01 DMV COLLECTIONS OF ANIMAL LOVERS PLATE DURING THE 4TH QTR OF FY 10-11

02 ENDING JUNE 30, 2011. 3421 PLATES @ 10.00 PER PLATE.

03 THIS IS FOR 23700, SPAY / NEUTER PROGRAM.

#### **DATE: 10 26 11**

TOTAL AMOUNT: 47,910.00

EXPLANATION OF TRANSFER:

01 DMV COLLECTIONS OF ANIMAL LOVERS PLATE DURING THE 1ST QTR OF FY 11/12

02 ENDING SEPTEMBER 30, 2011. 4791 PLATES @ 10.00 PER PLATE.

03 THIS IS FOR 23700, SPAY / NEUTER PROGRAM

#### **DATE: 1 25 12**

TOTAL AMOUNT: 39,870.00

## Spay/Neuter Program Legislative Report, Calendar Year-2011

### EXPLANATION OF TRANSFER:

01 DMV COLLECTIONS OF ANIMAL LOVERS PLATE DURING THE 2ND QTR OF FY 11/12  
02 ENDING DECEMBER 31, 2011. 3987 PLATES @ 10.00 PER PLATE.  
03 THIS IS FOR 23700 SPAY / NEUTER PROGRAM.

### Revenues From Food and Drug

The Conference Report on the Continuation, Capital and Expansion Budgets, FY 10 – 11, provided that the Animal Feed and Pet Food Branch in the Food and Drug Protection Division, NCDA&CS, would transfer \$250,000 annually to the Spay/Neuter Account. The Spay/Neuter Program has requested that the money be transferred in periodically rather than in a lump sum in order present a more steady revenue stream over the 12 month period. It was thought that because of the continually increasing total requests for reimbursement may deplete the fund early in the year and present a “feast or famine” situation.

### Revenues From Totes (miscellaneous sources)

As part of the Spay/Neuter Program’s outreach and education in 2011, an informational booth was present at the Got to Be NC Festival, the NC Mountain State Fair, and the NC State Fair. The NC State Fair was the chosen platform to partner outreach with potential fundraising. It was decided to sell (for \$1) tote bags, printed with program information, that had already been purchased for promotional purposes. A record of bags sold and monies generated was carefully logged.

Each day of the N.C. State Fair, bag sales resulted in more contributions than just the \$1/bag charge. In short, people who wanted a bag donated more than the \$1 cost per bag. This trend is evident from the chart titled *Spay/Neuter Tote Sales at NC State Fair-2011*.

### Expenditures

The expenditures for the Spay/Neuter Program in Calendar Year 2011 (January 1, 2011 through December 31, 2011) are as follows:

	1st Quarter	2nd Quarter	3rd Quarter	4th Quarter	Total
Aid To Counties	\$98,692.82	\$54,412.20	\$117,084.88	\$128,763.05	\$398,952.95
DOJ/SBI*	\$532.00*	\$304.00*	\$0.00	\$0.00	\$836.00*
Salaries	\$0.00	\$0.00	\$0.00	\$3,018.92	\$3,018.92
Social Security	\$0.00	\$0.00	\$0.00	\$229.28	\$229.28
Benefits	\$0.00	\$0.00	\$0.00	\$396.08	\$396.08
Total:	\$99,224.82	\$54,716.20	\$117,084.88	\$132,407.33	\$403,433.23

\*This is a miscode that has since been rectified.

# Spay/Neuter Program Legislative Report, Calendar Year-2011

## Expenditures For Personnel

The salaries, Social Security, and benefits are for the Spay/Neuter Coordinator hired effective December 1, 2011.

## Expenditures For Reimbursements (Aid to Counties)

The majority of the Spay/Neuter Program's expenditures are reimbursements to counties for spaying or neutering dogs/cats owned by low income citizens as defined in the statute.

Please refer to the chart titled Spay/Neuter Reimbursements to Counties-2011 for a comparison by quarter of county reimbursements.

- Any county not showing on this graph did not have any reimbursements in CY-2011 (January 1, 2011 through December 31, 2011).
- Any county present on the chart though not showing a bar for each quarter indicates no reimbursements were made for the quarter(s) not shown.
- These figures are for procedures administered for the period covered by this report, CY-2011 (January 1, 2011 through December 1, 2011). The actual payments for the fourth quarter (October 1, 2011 through December 31, 2011) were not made until February 2012.
- Reimbursements were made at 100% all quarters with the exception of the second quarter-2011 (April 1, 2011 through June 30, 2011). To see a comparison of the amount requested by county versus the amount reimbursed by the Spay/Neuter Program, please refer to the chart Spay/Neuter Funds Requested and Reimbursed for Each County 2<sup>nd</sup> Quarter-2011.
  - Note-all Tier 1 counties were reimbursed at 100%.
  - Tier 1 counties are indicated on the graph with an asterisk (\*).
- A press release regarding the CY 2011 funds reimbursed to counties by the Spay/Neuter Program was issued February 21, 2012. This release also aided in publicizing the "Animal Lovers" license plate and its contribution to Spay/Neuter Program funding. This release was picked up by over 20 news outlets across the state.

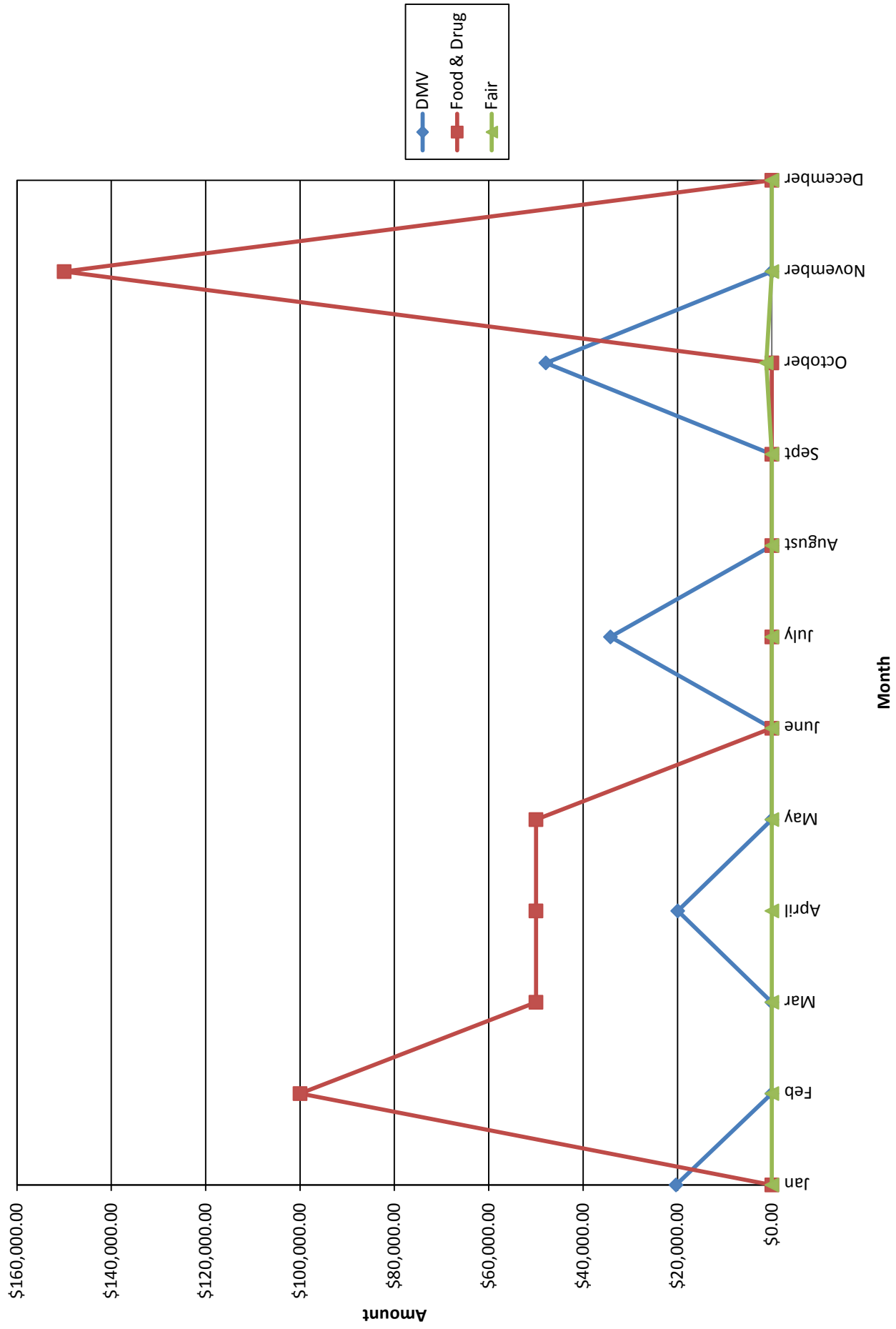
## Conclusions

Out of 100 NC counties 27 counties have received a combined \$398,952.95 in reimbursements via the NC Spay/Neuter Program. Through establishing a visible presence at the 2011 Got To Be NC Festival, NC Mountain State Fair, and NC State Fair, the messages of available low-cost spay/neuter options, awareness of pet overpopulation, reasons to spay/neuter pets, and Animal Lover license plate have potentially reached an audience of approximately 1,274,704 people<sup>1</sup>. It can be inferred from chart Spay/Neuter Revenues in 2011, this outreach is successful, as revenue resulting from DMV transfers clearly show an increase during and after these events. The NC State Fair also illustrated a method for the Spay/Neuter Program to offset some of its outreach cost and potential generate some revenue through the sale of tote bags. Hiring the Spay/Neuter Coordinator will allow for future expansion in both education and outreach to the general public on the Spay/Neuter Program as well as facilitating the participation of more counties into the reimbursement process.

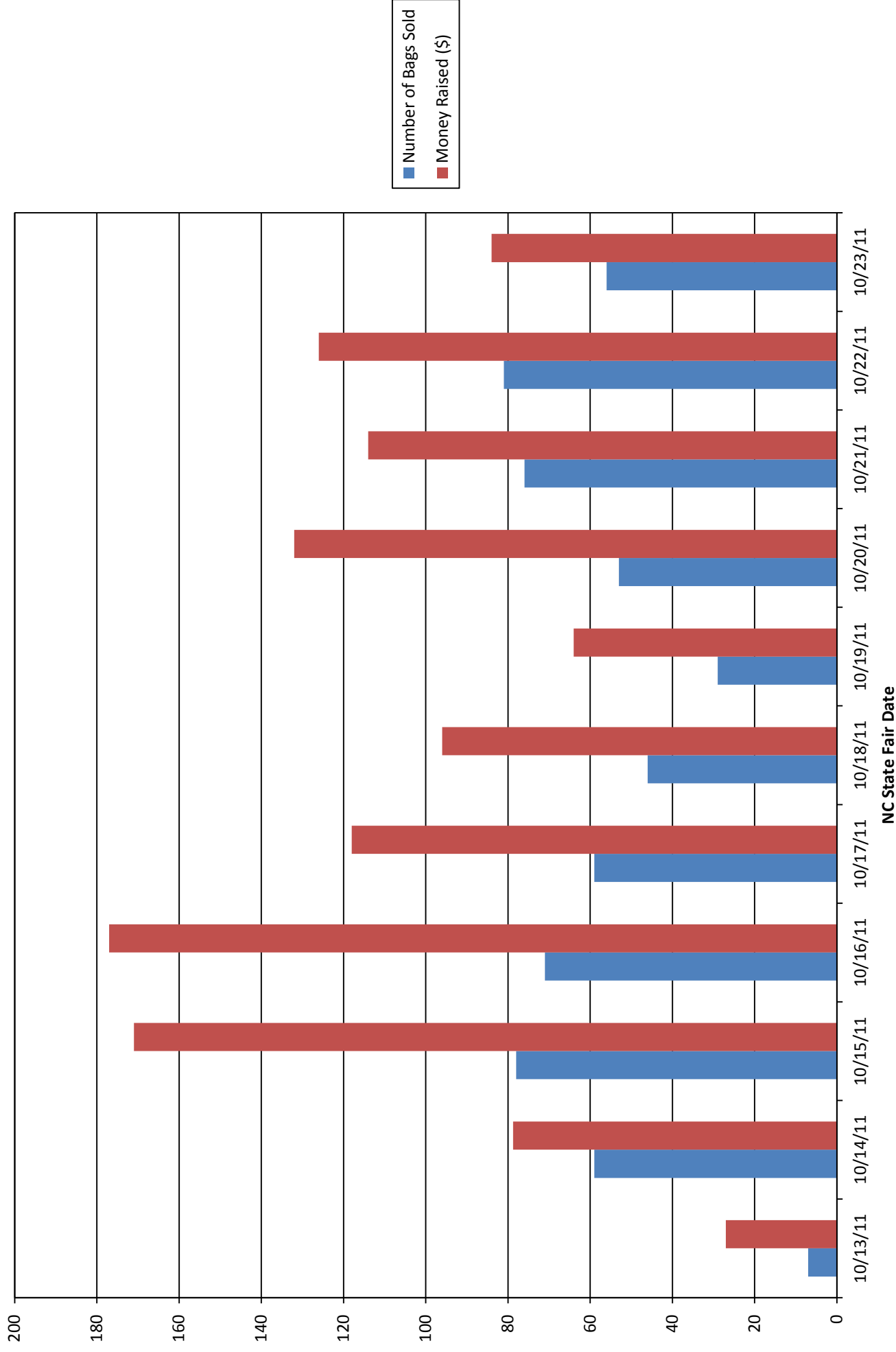
---

<sup>1</sup> Combined attendance of Got To Be NC Festival, NC Mountain State Fair, and NC State Fair; 85,000; 180,531; 1,009,173, respectively

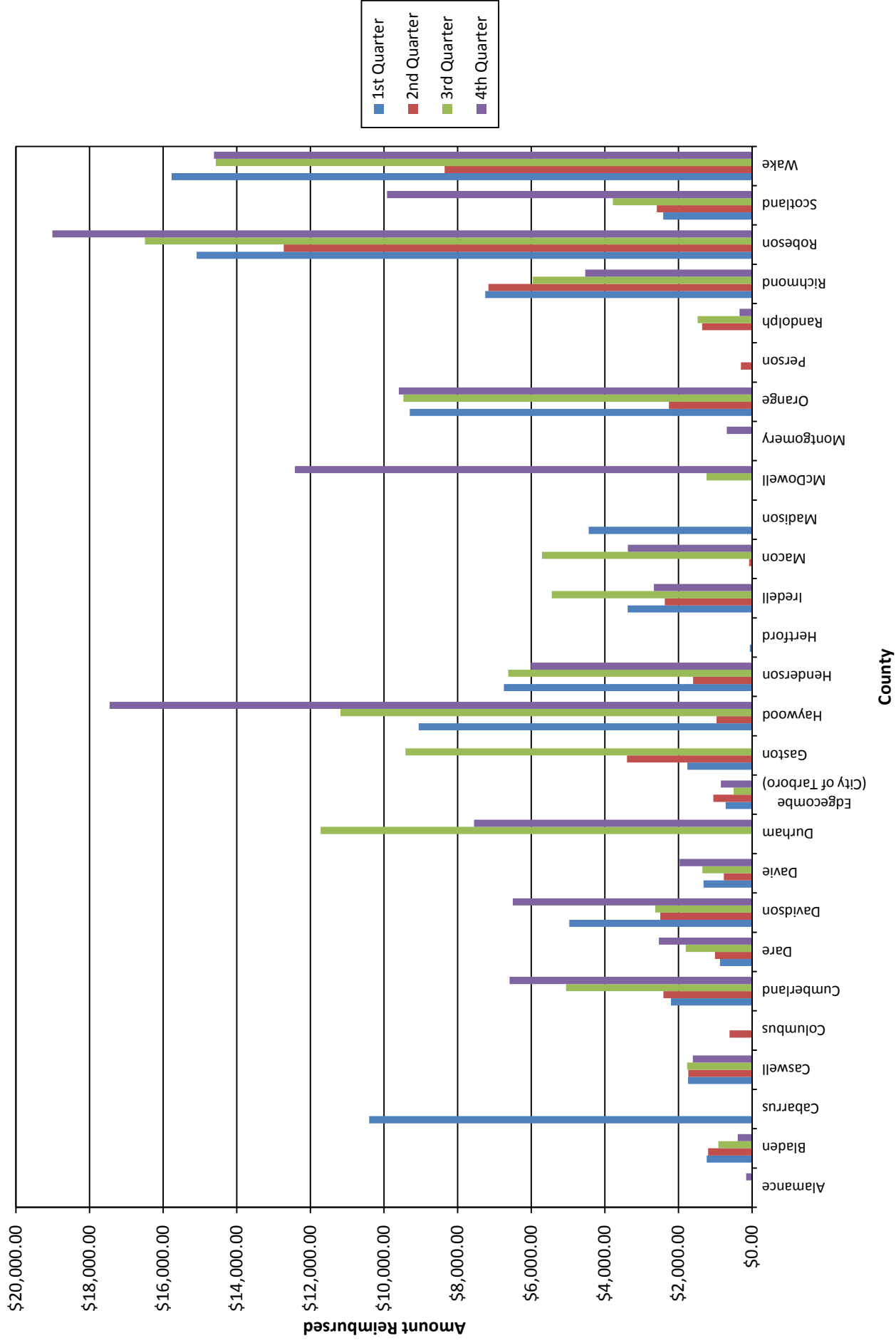
# Spay/Neuter Revenues in 2011



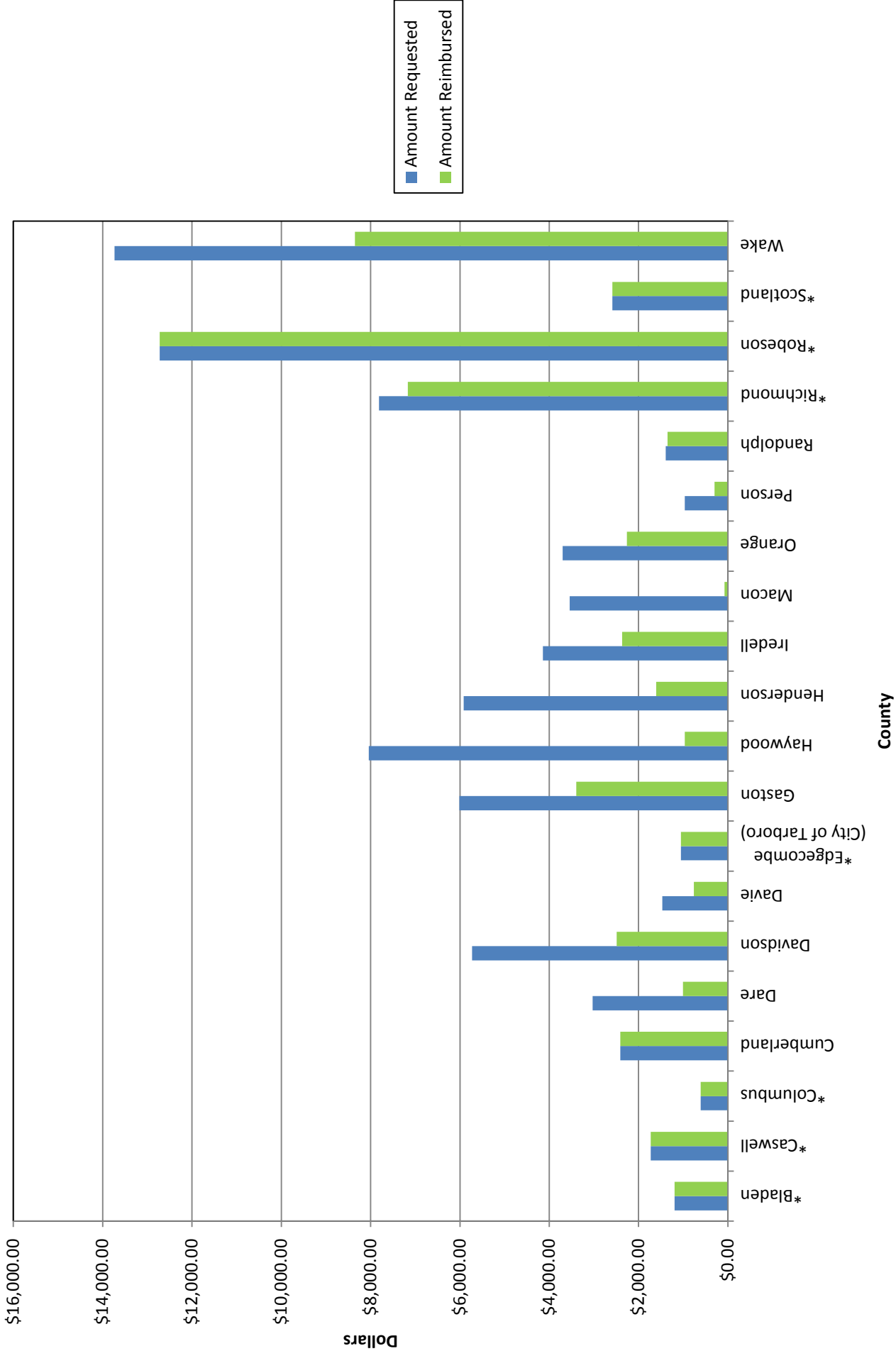
## Spay/Neuter Tote Sales at NC State Fair-2011



# Spay/Neuter Reimbursements to Counties-2011



# Spay/Neuter Funds Requested and Reimbursed for Each County 2<sup>nd</sup> Quarter-2011



\* Denotes Tier 1 County  
(Only 2nd quarter not reimbursed at 100%)